

# CONTEX SERIES

With the impact of concrete and all the benefits of porcelain, our **CONTEX** series is available in both Grey and Dark Grey colours in three versatile sizes. Suitable for both wall and floor.



**PRODUCT TYPE:** Glazed porcelain

**COLOURS:** Grey and Dark Grey

**SIZES:** 300x300mm, 300x600mm and 600x600mm  
Rectified Edges

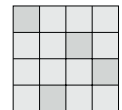
**FINISHES/USAGE:** Matt and Grip/Wall and Floor

**AESTHETIC QUALITIES:** Concrete look

**ORIGIN:** N/A

**TECHNICAL DATA:** P5 Pendulum slip rating (Grip)  
More technical data on last page

**VARIATION:**



V2

# CONTEX SERIES

## PRODUCT INFORMATION



### Grey

Matt 300x300mm | 300x600mm | 600x600mm  
Grip 300x600mm



### Dark Grey

Matt 300x300mm | 300x600mm | 600x600mm  
Grip 300x600mm



Variation is an inherent property of tiles and stone. Sizes are nominal and may include a joint.

# CONTEX SERIES








## LIFESTYLE IMAGES



Variation is an inherent property of tiles and stone. Sizes are nominal and may include a joint.

# CONTEX SERIES

## TECHNICAL DATA

	technical characteristics	test method	required values	result
	water absorption	ISO 10545-3	Average: $E \leq 0.5\%$	0.29% - pass
	modulus of rupture	ISO 10545-4	Minimum 35MPa	Average:36.6MPa - pass
	breaking strength	ISO 10545-4	Thickness $\geq 7.5\text{mm}$ , Not less than 1300N	1988N - pass
	crazing resistance	ISO 10545-11	required	fully resistant
	abrasion resistance	ISO 10545-7	stated class	Class 2
	chemical resistance	ISO 10545-13	test method available	GLA, GA
	stain resistance	ISO 10545-14	Min class 3	class 5